

Government of Karnataka

DEPARTMENT OF INDUSTRIES AND COMMERCE.

ANNUAL REPORT 2008- 09

INTRODUCTION:-

Karnataka is considered as one of the most deserved industrial locations for setting industries in the country. State has been consistently pursuing progressive outlook to meet the changing needs of the State's economy and industry. Karnataka is also considered one of the countries comprising large public sector industrial undertakings, large privately owned industries like steel sugar, Textiles etc., In recent times, Karnataka has emerged as the leader in IT & BT and knowledge based industrial sector, making rapid strides in IT & computer related industries and biotechnology with a strong research and development base. The State has a number of traditional cottage , Handicrafts, Micro Enterprises like Handlooms, Power looms, silk weavers , Khadi and village Industries etc.,

With all these, the State also felt the urgency of providing stimulus measures for industries and service sector to combat the ill effects of the financial crisis prevailing globally. The State is committed to initiate certain measures to provide temporary relief to the industry and service sector to overcome the present situation.

Karnataka Government with an objective of increasing GSDP, strengthening the manufacturing sector, generation of additional employment in different sectors, to promote diversified Industrial base and to reduce regional imbalances and also to increase the share of exports from Karnataka in the national exports, has taken up number of initiatives like New Industrial Policy 2009-2014, State Special Economic Zone Policy 2009 and Suvarna Karnataka Textile policy, and Karnataka Mineral Policy .

The main mission of Industrial Policy 2009-14 is to:

- 1) To create environment for robust industrial growth
- 2) To ensure inclusive industrial development in the State.
- 3) To provide additional employment for about 10 lakh persons by 2014.
- 4) To enhance the contribution of manufacturing sector to the State's GDP from the current level of 17% to 20% by the end of policy period.

In order to achieve the above mission, following strategies are being adopted

1. Classification of the taluks of the State in to four zones depending on backwardness of the taluks and also based on broad guidelines of Dr. D.M.Nanjundappa Committee Report on Redressal of Regional imbalance
2. Thrust on provision of world-class infrastructural facilities for industries with active participation of private sector/ industry
3. Implementation of Suvarna Karnataka Development Corridor programme (SKDCP) through length and breadth of the State and develop industries at the potential locations along the corridor.
- 4) Development of sector-wise industrial zones for optimal utilization of local natural and human resource so as to minimize migration of people to urban centres.
- 5) Simplification of land acquisition procedures with emphasis on inclusive development .
- 6) Safeguarding the socio-economic interest of both farmers and investors while acquisition of land.
- 7) Preferential treatment for MSME sector enabling to meet the global challenges
- 8) Attractive employment and performance linked package of incentives and concessions to attract investment to backward regions and also to provide a leverage to MSME sector.

1) INVESTMENT APPROVALS

a) Mega Projects:-

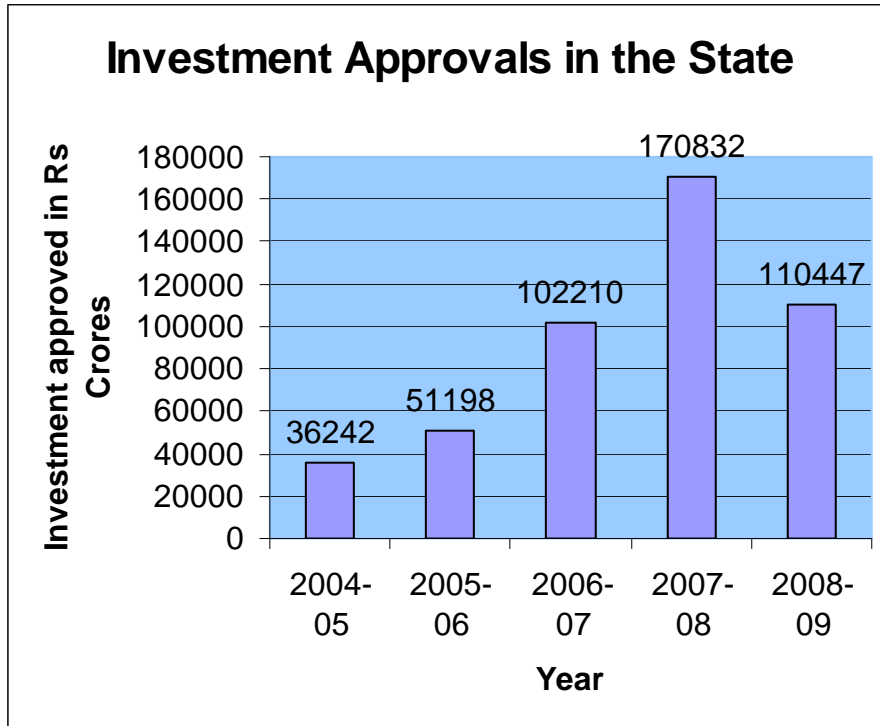
The State High Level Clearance Committee (SHLCC) under the Chairmanship of Hon'ble Chief Minister clears projects with investment above Rs. 50.00 crores> SHLCC during 2008-09 has approved 44 **Mega Projects** with a total investment of Rs **105266.20 crores** . . These projects are likely to create employment to 4.10 lakh people. Sector wise and district wise details of project approved are given in **Annexure – 1 and 2**

b) Small Medium and Large Projects

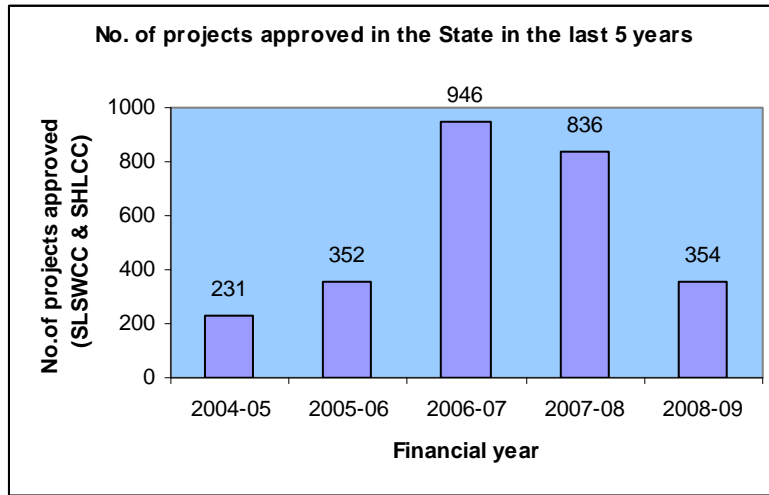
Karnataka Udyog Mitra also acts as a secretariat for State Level Single Window Clearance Committee (SLSWCC) under the Chairmanship of the Hon'ble Minister for Large & Medium Industries, Government of Karnataka which clears projects with investments between Rs.3.00 crores to Rs.50.00 crores. SLSWCC during 2008-09 has approved **310 projects** with a total investment of Rs.**5181.62** crores. These projects are likely to create

employment to 1.35 lakh people. Sector and district wise details of project approved are given in **Annexure – 3 and 4.**

C) Investment approval trend in the state is as follows;



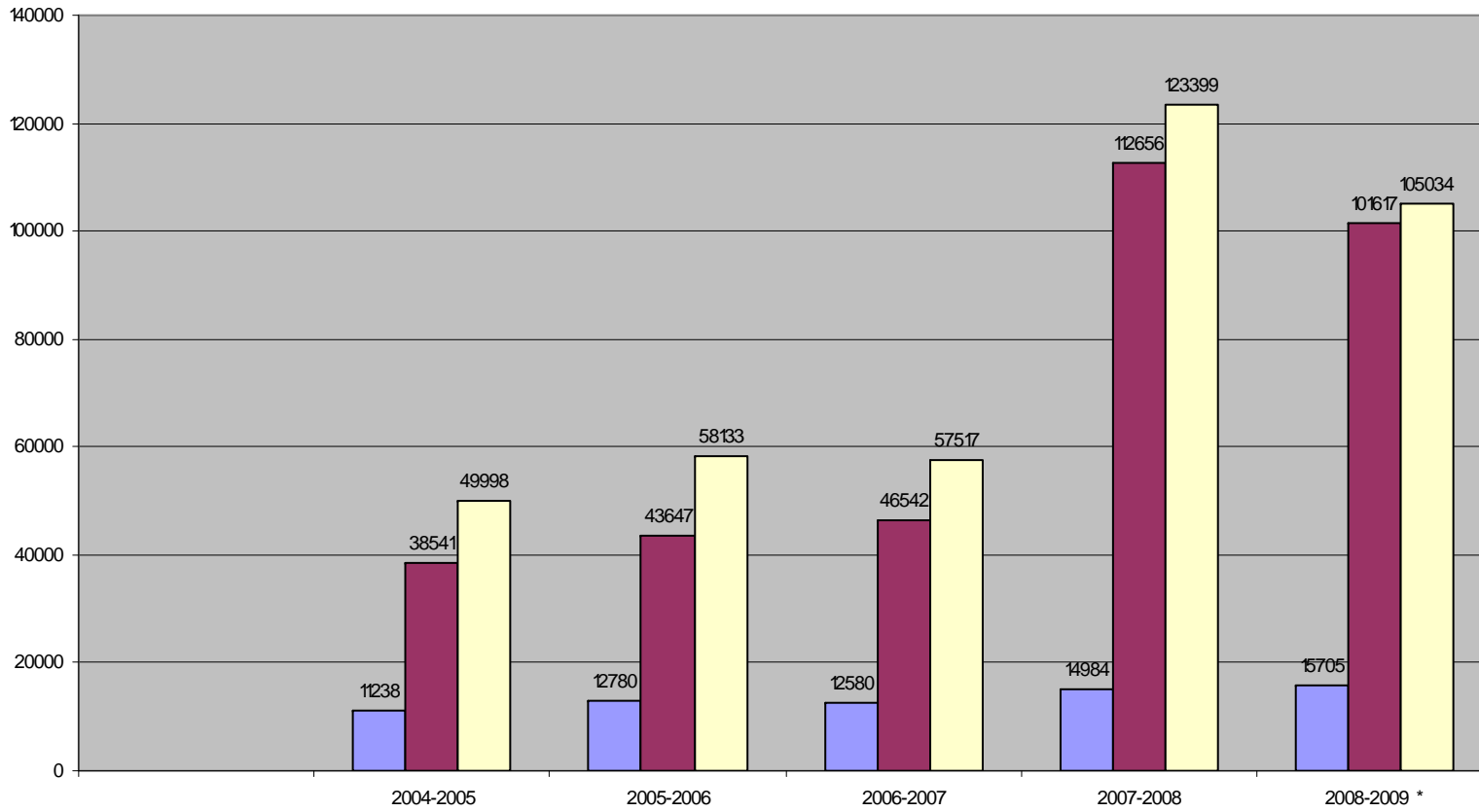
d) No. of Projects approved in the State for the last five years



e) MSME Registration

MSME sector includes Micro, Small and Medium enterprises. During the year 2008-09, 15705 units have been issued IEM –Part II with an investment of Rs. 10167.33 l akhs and creating an employment to 105034 persons. Issual of District-wise MSME –IEM Part -II Idetails are shown at **Annexure-V**

Year wise Registration Of MSME Units



■ During the year No. of MSME units ■ During the year Invest in Rs. Lakhs ■ During the year No. of Persons Employed

f) Large and Mega Projects:

There are 779 Large and Mega projects in the State with investment of Rs.64,762.54 crores and creating an employment to 3,61,051 persons. District-wise details are in **Annexure V (a)**

g) Industrial entrepreneurship Memorandum (IEM) PART-I : During the year 2008-09, 16,301 IEM part-I were issued. District wise break up is shown in **Annexure-6**.

2. INDUSTRIAL INFRASTRUCTURE DEVELOPMENT INITIATIVES:

A) Karnataka Industrial Areas Development Board:

Karnataka Industrial Areas Development Board (KIADB) is a statutory body established under the provisions of the Karnataka Industrial Area Development Board Act 1966, with the objective of acquiring land for formation of industrial areas/estates and allied industrial infrastructure. Since Inception and up to the end of 31.3.2009, KIADB has acquired an extent of 78,652 acres of land for various purposes.

KIADB has acquired an extent of 7,105.25 acres of land for formation of Industrial area and also in favour of single unit complex during the period from 1.4.2008 to 31.3.2009. The details are as under.

- | | |
|-------------------------------|---------------|
| 1) Industrial area: | 3841.06 acres |
| 2) Single Window unit complex | 3264.19 acres |

An amount of Rs. 1292.34 crores has been so far spent for payment of compensation and Rs. 242.00 crores has been spent for providing infrastructure facilities in the Industrial areas during 2008-09.

During this year 693 units have been allotted 1713 acres of land in various Industrial areas.

KIADB has also taken up implementation of *“Suvarna Karnataka Development Corridor Project”*. The process of identification of land for the project and selection of project management Consultant started.

B) Karnataka State Small Industries Development Corporation (KSSIDC):

KSSIDC has been a catalyst in the development of small scale industries in the State. Establishment of Industrial Estates, construction of Industrial sheds and formation of Industrial plots are the major functions of the Corporation. 160 Industrial Estates have so far been established all over the State. In these Estates 5758 sheds have been constructed and 5498 sheds have been already allotted.

C) Special Economic Zone in Karnataka: In order to support and encourage development of SEZ in the State, State Policy of SEZ 2009 has been announced. The policy provides for a package of incentives, supportive measures besides clarity in procedural guidelines.

SEZ Approvals:

Board of approval of SEZ constituted under SEZ Act 2005 will give approvals to the SEZ developers. In principle approval will be given to SEZ developer who has no land in his possession whereas formal approval will be granted where land is in the position of the developer.

Board of approval has granted SEZ for sectors, like IT/ ITES, Hardware, BT, sector specific product and Airport based products, 50 formal approvals and 8 in-principle approvals were granted to in Karnataka till now.

During 2008-09 (up to 31.12.2008) the investment worth of Rs. 4337.65 Crores were made and total exports as on 31.12.2008 is worth of Rs. 6010.85 Crores. The Abstract of Formal Approval to SEZ projects sanctioned during 2008-09 is shown in **Annexure- 6**.

D) Assistance to State for Development of Export Infrastructure and Allied Activities (ASIDE)

Since 2002-03, Ministry of Commerce Government of India introduced a scheme of Assistance to State for Developing Export Infrastructure and other Allied Activities (ASIDE), based on the export performance of each State and also its growth rate. The objective of the scheme is to involve the states in the export effort by providing assistance to the State Governments for creating appropriate infrastructure for the development and growth of exports. During the year 2008-09 18 projects are under implementation. GOI has released 41.62 crores as on March 2009.

VITC is the Nodal Agency for implementation of ASIDE Scheme. The project proposals received from implementing agencies for developing critical export infrastructure in the State will be approved by the State Level Export Promotion Committee (SLEPC) for ASIDE Chaired by the Chief Secretary to Govt. of Karnataka as per the guidelines of the ASIDE scheme.

E) Agro Food Processing Industrial Park : In addition to 6 Agro Food Processing Park approved by Ministry of Food Processing Industries, GOI with Private Government Partnership in Malur, Hiriyur, Bagalkot, Maddur, Jewargi, Belgaum, a new Agro Food processing park at Shimoga is under implementation. The State Government has released Rs. 200.00 lakhs to M/s. FKL for establishment of the same during the year 2008-09.

3. SSI & VILLAGE INDUSTRIES SECTOR INITIATIVES

a) New Industrial Policy 2009-14 : GOK in its Order No. CI 233 SPI 08 dated: 28.2.2009 has announced New Industrial Policy 2009-14. The salient features of the policy are as follows:

- 1) Envisions to make Karnataka prosperous through development of human and natural resources in a systematic, scientific and sustainable manner.
- 2) Target to provide additional employment for about 10 lakh persons in the next five years.
- 3) Efforts to increase the Share of Industry to the State GDP to 20% by the year 2014
- 4) Focus on providing quality infrastructure across the State for the development of Industries.
- 5) State will allocate Rs. 1000.00 crores for acquiring 1000 to 2000 acres of land in each district through KIADB. This will facilitate establishment of thousands of small and medium enterprises. It is also proposed to attract foreign capital to the State Industrial sector by establishing industrial colonies.
- 6) Implementation of *Suvarna Karnataka Abhivrudhi corridor programme.*
- 7) Development of Sector Specific Zones viz., Steel, Cement, Sugar, Automobile, Food processing, Ready made garments etc.,
- 8) To motivate the prospective entrepreneurs, Guidance Cell in the DICs will be strengthened. This cell will help entrepreneurs both at entry and implementation level.

b) Constitution of Vision Group: For rapid Industrialisation of Karnataka and to guide the State Govt. in formulating the policies for Industrial Development a "Vision Group" has been formed under the Chairmanship of Sri. Kris Gopalakrishnan, CEO, Infosys, During 2008-09 3 Meetings of "Vision Group" have been conducted.

c) Kaigarika Adalath;

To address the problems faced by entrepreneurs, a new initiative was taken to conduct "Kaigarika Adalath"s involving various stake holders to solve the problems of entrepreneurs. Such Kaigarika Adalath for Belgaum division was conducted at Dharwad on 10th February 2009 and the programme was a success. In the Kaigarika Adalath 207 applications were received pertaining to the different departments, Boards and Corporations and 90 applications were cleared on the spot. The remaining problems of Industrialists were

assured to be solved after detail examination of the problems. Further , it is also decided to conduct Adalaths in remaining divisions to solve the problems faced by entrepreneurs.

d) 4th All India Census of MSME: During the year 2008-09, 4th All India Census of Micro, Small and Medium Enterprises has been undertaken under the guidance from CSO, New Delhi, with the objective of updating the data base of registered Micro , Small and Medium Enterprises, production, extent of closure/sickness and other relevant economic parameters pertaining to Micro, Small and Medium Enterprises. MSME units registered up to March 2007 were covered under 4th Census. The data regarding the above pertaining to 1,96,027 Micro, Small and Medium enterprises were collected and the filled in schedules for 1,82,064 units were sent to Government of India for further analysis of the data.

4 . INDUSTRIAL DEVELOPMENT INITIATIVES

a) Kaigarika Vikasa:

The scheme is being implemented for industrialization of 79 most backward and more backward Talukas identified by Dr. D.M. Nanjundappa Committee on Redressal of Regional imbalances . The scheme envisages creation of new economic opportunity by utilizing local resources , skill and demand by providing ready to use Infrastructure, human resource development etc.,

The following Developmental agencies have been identified for implementation of the programmes.

- i) KSSIDC and KIADB for development of New Industrial areas / Estates and upgradation of existing Industrial areas / Estates
- ii) KSPDC and KHDC: Construction of common facility centre, Living cum worksheds, Powerloom/ Handloom complex , modernization of machineries Training etc.,
- iii) KSCDC: Development of Coir Cluster and establishment of Training cum production Centre.
- iv) CEDOK and TECSOK: Conducting of EDP/EAP, Skill development programme , Resource mapping etc.,

During 2008-09 , a sum of Rs. 370 lakhs has been released to the different Boards and Corporation for developmental activities as follows:

Sl. No.	Institutions	Amount (Rs. In lakhs)
1.	KSCDC	25.00
2.	TECSOK	25.00
3.	CEDOK	50.00
4.	KSPDC	106.67
5.	KSSIDC	100.00
6.	KIADB	30.41
7.	KHDC	32.92
	Total	370.00

b) State Investment Subsidy to SSI/Tiny units.

An amount of Rs.100.00 crores pending sanctioned subsidy for the period from 1.1.99 to 31.3.2005 has been disbursed to 5203 units . (District wise details are shown at Annexure-8

c) PRIME MINISTER'S ROZGAR YOJANE (PMRY): The scheme was discontinued during the present year . Instead a New Programme called PMEGP has been introduced during the current year

d) PRIME MINISTER'S EMPLOYMENT GENERATION PROGRAMME (PMEGP)

GOI has announced a new Programme called *Prime Minister's Employment Generation Programme* in lieu of PMRY on 15.8.2008. The scheme contemplates to provide self employment to unemployed youths by extending financial assistance to start their own Industrial ventures/ business/ Service etc., The scheme also envisages for creation of employment to rural artisans and thereby avoid the rural artisans to migrate from villages to Cities. During the year 2008-09 , under this programme a target of 1190 has been fixed to all the District Industries Centre and an amount of Rs. 14.28 crores has been kept as Margin money. Wide publicity has been given to this programme . 940 beneficiaries are assisted under the scheme with margin assistance of Rs.864 .00 lakhs during this year.

e) Vishwa:

Vishwa programme aims at continuous productive employment in rural areas by promoting cottage and village industries by utilizing local resources for manufacture of goods and services for mass consumption. The scheme contemplates institutional support for training , establishment of production units, support services like supply of raw-materials and marketing through DSMS and State level Boards and Corporations. The training / skill development programmes are implemented both through the DICs (unorganized sector) and State level Boards and Corporations (organised sector).

During the current year an amount of Rs. 1.73,000 has been extended to 2 Institutions for different activities under this programme as under:

1) Central Minorities Association, Belgaum - for Infrastructure and Training	Rs. 1.22 lakhs
2) Gramina Manava Sampnmula & Thantrika Prathistana – for Training	Rs. 0.519 lakhs

	Rs.1,73,900.00

f) Kayakanagara Programme: The programme contemplates a multi-craft township for traditional artisans like cobblers, bamboo workers, sheet metal and brass workers,

pinjaras, tailors and such other craftsmen. 3 Kayakanagara Centres are being establishment at ,Narendragrama in Dharwad district , Hoovinahadagali in Bellary and Ramdurga in Belgaum districts 557 Living cum worksheds are being taken up for construction with a assistance of Rajiv Gandhi Housing Corporation. Basic infrastructure facilities will be provided by KSSIDC with assistance of GOK

The State Government provides grant towards land and development cost. The Minimum basic facilities like roads, water , power, play ground, community hall etc., are also being provided

For electrification of Living Cum work sheds. a sum of Rs.10.00 lakhs and for formation of Roads , and for providing drainage facilities for rain water flow , a sum of Rs. 47.7192 lakhs. has been released to KSSIDC and a sum of Rs. 7.60 lakhs for construction of septic tank and soak pit to Work sheds has been released to Nirmithi Kendra, Dharwad.

g) Special Component Plan : An amount of Rs. 821.852 lakhs has been released under establishment of New Industrial Cluster during 2008-09. Under this scheme Training, Construction of Living cum worksheds and distribution of improved Tool Kits to SC Artisans were taken up through District Industries Centre, Boards and Corporations.

h) Tribal Sub Plan : An amount of Rs. 314.08 lakhs has been released under establishment New Industrial Cluster during 2008-09. Under this scheme Training, Construction of Living cum worksheds and distribution of improved Tool Kits to ST Artisans were taken up through District Industries Centre, Boards and Corporations.

5. HUMAN RESOURCES DEVELOPMENT INITIATIVES:

a) Suvarna Kayaka Koushalya Abhivrudhi Yojane:

Thrust has been given for human resource development in the Industrial policies 2006-11 and 2009-14. As such ,Government would promote / help facilitate establishment of specialized skill development institutions at key locations suitable for the manufacturing industries and emerging vocations in the service sector. The Government assistance will be in the form of providing land and financial assistance for creation of basic infrastructure facilities as follows:

(i) Grant of up to 5 acres of Government land will be considered along with capital contribution of 50% of the project cost subject to a ceiling of Rs. 2.00 crores per Training establishment for sector specific trainings.

(ii) Recurring cost for running the training institute, an amount of Rs. 750.00 P.M. per trainee will b provided subject to a ceiling of Rs. 15 lakhs per year for a period of 3 years.

State Level Selection committee has selected 22 institutions in different places of Karnataka Out of that approval has been given for 16 Institutions by Government. At present 5 below mentioned institutions are at different level of implementation:

1) B.L.E.D. Associations Poly-technic, Bijapur,

- 2) Sri. Adichunchanagiri Shikshana Trust, Mandya- Training Centres were established Training programmes already started.
- 3) JSS Industrial Training Centre,Chamarajanagar,
- 4) JSS Industrial Training Centre, Mysore
- 5) N.S. Infotech, Hubli, Dharwad.

b) Gem and Jewellery Training Institute at Bangalore and Karwar:

During the year Rs. 1.00 lakhs has been released to KSSIDC which is the Nodal Agency for implementation of the scheme. Land yet to be identified.

c) Karnataka Institute for Leather Technology:

The main objective of the institute is to offer 3 ½ years Diploma course in Leather Technology and short-term courses in leather garments, Foot-wear and Leather goods manufacturing. Institute also provides , assistance in design development of Leather articles and R&D programmes.

Institute is imparting Training to students in Diploma in Leather Technology Courses in line with the norms of Central Leather Research Institute, Chennai and with their co-ordination. The various components of the schemes include cost towards raw material, consumables and accessories, stationeries, expert and guest lectures, administrative expenditure, industrial unit visits and maintenance expenditure.

During the year 2008-09, an amount of Rs.40.00 lakhs have been released to KILT towards training programmes under leather technology and to meet the Administrative expenditure.

d) Government Tool Room and Training Centre (GTTC):

Government Tool Room and Training Centre was established in the year 1972 at Bangalore as a Joint venture between Government of Karnataka and DANIDA

GTTC is a leading Tool room and Training Centre in India. It trains youths from Tool room machanics to Tool Engineers . It organizes long term short-term training courses. The Long terms courses are Diploma in Tool & Dye making, Diploma in Electronics and communication Engg., Diploma in Precision Manufacturing, Diploma in Mechatronics Post Diploma in Tool Design and M.Tech in Tool Engg.. Short term courses includes Auto CAD, CNC, Master CAM , CNC,, Machinist, Metrology, SPM, Laser Machinist etc.,

GTTC has developed Tools components for the prestigious customers viz., ISRO, ADA,HAL, NAL, ISTRAC, VSSC, TVS, TOYOTA group and BHEL etc.,

GTTC has main centers at Bangalore and Mysore with sophisticated precision tool room equipments. It has established 18 Centres in Karnataka. An amount of Rs. 57.00 lakhs has been released to GTTC for upgradation of existing GTTC Sub-Centres.

e) Science and Technology Entrepreneurs Parks (STEPS):

The scheme of Science and Technology Entrepreneurs Park (STEP) mainly aims at targeting the young engineers and professionals coming out of engineering colleges, technical and management institutions with a view to motivate them and assist them in becoming “entrepreneurs” to take up industrial ventures. STEP provides facilities for upgradation of skills and transfer of technology. 14 Science and Technology Entrepreneurs Parks (STEPS) have already been set up and functioning. An amount of Rs. 1.67 lakhs has been released to NMAM Institute of Technology , Karkala and Rs. 3.00 lakhs to BEC Institute , Bagalkot during the current year.

f) Rural Development and self employment Training Institutions (RUDSETIs)

As per the Industrial policy 2001-06 , it was proposed to establish a Model RUDSETI centre . The rural development and self employment Training institutes are being established in coordination with the Banks with an objective of preparing the Rural youths to have their own Industrial / service ventures by imparting Training and guidance.

So far , there are 29 RUDSETIs have been established and functioning in 24 districts. It is also proposed to establish RUDSETIs at Bangalore (U) , Chikkaballapur, Hassan and Coorg District.

Under this programme the Government is extending , 50% cost of the project subject to a maximum of Rs. 20.00 lakhs for creation of Infrastructure for a RUDSETI. From the year of establishment , from 2 to 3 years , 50% of the project cost subject to a ceiling of Rs. 5.00 lakhs shall be borne by Govt. as Recurring expenditure

During 2008-09 Rs. 10.00 lakhs has been released to RUDSETI at Raichur and Rs. 15.00 lalkhs to VIBSETI (Vijaya Bank) at Haveri.

6 ARTISANS INITIATIVES :

(a) The Karnataka State Handicraft Development Corporation: The Corporation is a nodal agency for handicrafts promotion programmes in the State. KSHDC is implementing various programmes for the development, promotion and marketing of handicrafts, procuring directly from the artisans. The Corporation has 13 craft complexes and 1222 Living cum work sheds.

1. Subsidy on raw material (Silver & Zinc) to Bidri ware artisans
2. Rebate on sale of Handicrafts
3. Domestic Export Promotion and Exhibitions
4. Supply of sandal wood to Artisans at Concessional rate .
5. State Level exhibition
6. Infrastructure –Craft complexes

During 2008-09 a sum of Rs.30.00 lakhs has been released to KSHDC towards Developmental activities .

The Corporation has made a sales turn over of Rs. 3580.00 lakhs during the year 2008-09.

b) Urban Haat: GOI has evolved a scheme called “Urban Haat” to be established in Prime locations in the State to enable the artisans to sell their products directly to the consumers. It is planned to have 40 to 50 stalls in the artisans complex and exhibition halls to cater the requirement of artisans and to sell their products by organizing weekly exhibitions. Ministry of Textiles , GOI provides 70% of the cost of project subject to maximum of Rs. 210 .00 lakhs and the remaining 30% of the project cost up to Rs. 90.00 lakhs shall be borne by the State Govt and implementing agencies.

During the year 2008-09 an amount of Rs. 90.00 lakhs has been released under this scheme for the establishment of Urban Haat at Pilikula Nisarga Dhama , Mangalore in Dakshina Kannada District.

c) Khadi & Village Industries Board:

The main objective of the KVIB is to give priority for Khadi and Village Industries in rural areas in developing and regulating Khadi sector and to provide assistance for the cottage Industries to generate employment opportunities to improve upon the economic status of the rural artisans.

The main activities of the organization are

- i) Implementation of Prime Minister employment generation programme
- ii) Interest subsidy scheme
- iii) Product development , design intervention and packaging
- iv) Khadi development
- vi) Kaigarika vikasa.
- vii) Rebate on retail sale of Khadi Products
- viii) Bee-keeping

Rebate on retail sale of Khadi products: In order to promote the production and sale of Khadi and thereby to create more and more employment opportunities in Khadi sector, the Central as well as State Government have announced normal rebate of 10% by GOI and 5% by GOK on retail sale of Khadi products throughout the year and special rebate 10% by GOI and GOK for 108 days. Towards this programme the GOK has released an amount of Rs. 300.00 lakhs to KVIB Performance for the year 2008-09 under Khadi sector

Rs. In lakhs

Sl No.	Industry	Production	Retail sales	Whole sales	Employment (in Nos.)	Earnings
1.	Cotton	513.30	566.00	253.35	5341	195.60
2.	Silk	426.25	311.25	159.05	729	167.90
3.	Woolen	324.90	263.20	46.25`	6650	133.15
4.	Polyester	108.50	143.60	42.35	662	42.75
	Total	1372.95	1284.05	501.00	13382	539.40

During the year 2008-09 , KVIB has organised 13 District Level Exhibitions at Dharwar , Bagalkot, Tumkur , Bangalore (Urban) , Kodagu, Gulbarga, Ramnaga, Bidar, Chitradurga , Davanagere, Hassan, Udupi, Mangalore and 1 State Level Exhibition conducted at Koppal District. Besides in 28 Districts 54 Awareness Programmes have been conducted very successfully.

d) Karnataka State Coir Development Corporation Ltd:

The Corporation was established with the main objective of developing Coir sector in the State. The main functions of the Corporation is to:

- 1) Carry on the business of developing , promoting and stabilizing the coir and coir based and coconut based industries in Karnataka
- 2) To support, protect maintain increase and promote the production and sale of coir, coir , coir products and coconut products
- 3) To implement scheme of the Government of Karnataka or the Government of India for the development of coir and coconut based Industries.
- 4) To generate rural employment to women (including SC/STs) by providing training and engaging in production of coir products in the coir complexes
- 5) To undertake and promote research and development of coconut, coir and its products.

Achievement for the year 2008-09:

SI No	Particulars	2008-09	
		Target	Achievement
1.	Production	500	271.82
2.	Sales	560	351.60
3.	Employment		550

e) Karnataka State Coir Co-operative Federation Ltd:

The Federation was established in the year in 1961 with the main objective of developing coir sector in the state through Co-operative movement. Its main objective is to assist and support primary coir Co-operative societies, provide training, marketing coir products, Technical guidance & implementation of ICDP & Govt. sponsored schemes in coir sector. The Federation is having 17 Sales outlets and 20 production units in different parts of the State. The Federation has provided employment to about 1200 persons in rural area out of which 90% are women. There are 52 coir primary Co-

operative societies affiliated to the Federation. The manufacturing products are coir fibre, coir yarn, curled rope, fibre mats, different types of mattings, geo textiles etc.,

During 2008-09 , Federation has produced products worth Rs. 125.07 lakhs and made sales turn-over of Rs. 256.96 lakhs and provide employment to 1200 persons.

f) Karnataka Leather Industries Development Corporation Ltd., (LIDKAR)

Karnataka Leather Industries Development Corporation Ltd., (LIDKAR) was established by Government of Karnataka in the year 1976, keeping in view the objectives of overall development of Leather Industry in Karnataka and upliftment of Socio-economic conditions of SC Leather Artisans in the State. Since then, the Corporation has been implementing various programmes under developmental and commercial activities.

The Corporation keeping in view the Development of socio-economic conditions of SC Leather Artisans has been implementing various programmes under developmental activities. The Corporation has assisted more than 25,000 Artisans so far by providing construction of Living cum worksheds, construction of common facility Centres, Training programmes, distribution of wayside cabins etc.,

The Corporation under Commercial activities has been extending Marketing Assistance for the products made by Artisans and SSI units.

So far the Corporation assisted 1200 Artisans and more than 100 SSI units under Marketing Assistance scheme.

7 . INVESTMENT AND TRADE PROMOTION INITIATIVES:

(a) Karnataka Udyog Mitra :

KUM was established with a main objective of providing escort services to entrepreneurs for establishment of Industrial ventures in the State. It also acts as Secretariat for State Level Single Window Agency Meeting. Kum organizes various publicity propaganda programmes , Investors Meet, Road-shows to attract the Investors not only within the State but also from abroad.

During 2008-09 , a delegation led by Hon'ble Chief Minister and Hon'ble Minister for Large and Medium Industries visited United State of America and United Kingdom . Business meets were held at Manchester (UK), Washington, New York, Chicago, Atlanta and San Francisco.

Similarly , a delegation led by Hon'ble Minister for Large and Medium Industries visited China, Japan and Korea. Business meets were held at Seoul (Korea) and Shangai (China).

A delegation led by Hon'ble Chief Minister visited Bahrain and a business meet was also organized.

Pravasi Bharathiya Divas : Karnataka Udyoga Mitra also participated in Pravasi Bharathiya Divas held during January 2009 at Chennai.

“Karnataka Diaspora Cell” – An exclusive cell to attractive investment and provide information to the people of Karnataka origin (PKOs) and non resident Kannadigas (NRKs) has been setup.

b) Visveswaraya Industrial Trade Centre: VITC is a registered society set up in 1965 with the main function of Trade and export promotion. It is engaged in conducting programmes in export management / export awareness / export documentation and Allied assistance for the community of exporters. Also trade promotion activities are taken up in the form of participation in exhibitions and trade fairs both within the State and outside the State and abroad.

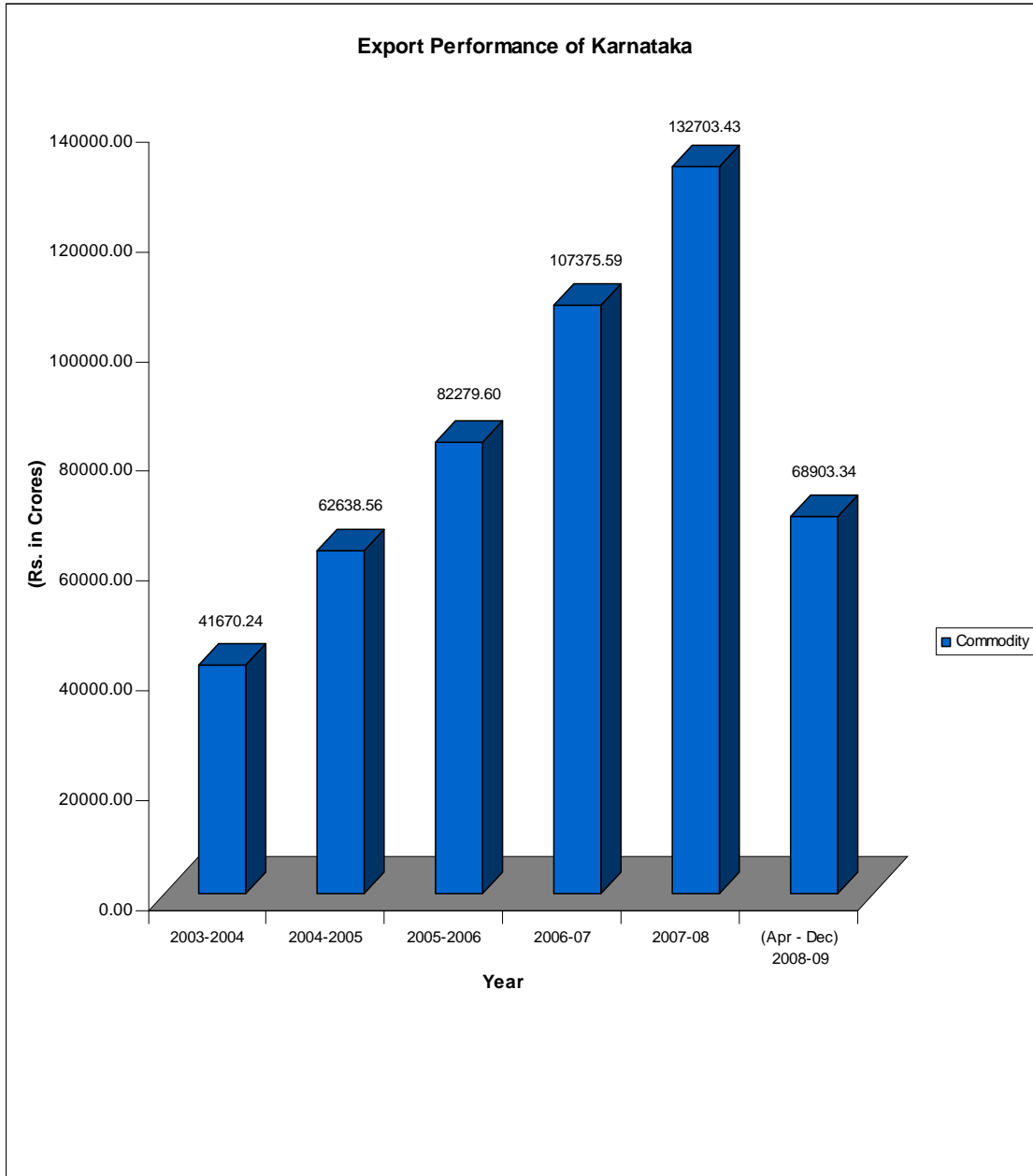
VITC has organized the following programmes during the year 2008-09

- i) Export Awareness programmes have been conducted at Bidar, Sagara and Bangalore wherein 165 beneficiaries participated
- ii) Export Training Programmes are conducted in association with the local DIC Chamber of Commerce/ Industry Associations at Davanagere and Dharwad-150 candidates participated
- iii) Export Management Training programmes at Bangalore – 3 programmes have been conducted wherein 82 candidates participated.
- iv) Seminars/ Workshops / Interaction Meets- 4 workshops conducted-190 candidates participated.
- v) Interaction Meeting of concerned Govt. Departments / Organisations related to exports with exporters in Districts.

VITC Camp offices at Hubli has been established on 10th February 2009 to inculcate export culture amongst all industries/ traders at District Level

Trade Promotion activities like Participation in IITF Pragathi Maidan, New Delhi, from 14th to 27th November 2008, arranging exhibitions for Women & SC/ST Entrepreneurs / artisans within the State and outside the State, Trade related Information through NCTI, New Delhi, etc., were all arranged during the year. In addition as per the Karnataka Export Promotion Policy (2002-07) vide para 18 (a) provides for Market Development Assistance (MDA) scheme as a measure of Trade Promotion. The scheme would include financial support for visit of Trade Delegations to other countries, participation in International Trade Fairs / Exhibitions, Market Survey Reports, Publicity in foreign media etc., 4 Delegations of China, USA and Santiago was given as per MDA. During the year, a sum of Rs. 190.00 lakhs has been released to VITC

Export performance of Karnataka for the last 5 years is enclosed in **Annexure-8**



Export Awards:

The Government of Karnataka had introduced the State Awards for best performance in exports from 1992-93 as one of the important steps towards recognizing the efforts of exporters.

Vide G.O. No. CI 87 SPI 2002 (P) Bangalore dated: 31.1.2003, the Government of Karnataka has announced Karnataka Export Promotion Policy (2002-07) and subsequent addendum to G.O. was also issued for extending the Export awards vide G.O. NO. CI 56 SGT 2004 dated: 3.1.2005.

The Export Award Function was organized on 5th Feb.2009. at Lalit Ashok, 39 awards presented for the year 2005-06 and 33 for the year 2006-07

c) Kalavyabhava Exhibitions: The Department is also arranging District Level Kala Vybhav Exhibitions in association with District Administration. For this purpose, every year Rs. 3.50 lakhs is earmarked to every District for this purpose. During the year 2008-09 a sum of Rs. 29.50 lakhs has been released to 9 Districts.

8. TECHNOLOGY UPGRADATION INTIATIVES:

Karnataka Council for Technology Upgradation: Technology upgradation initiatives are implemented through the Karnataka Council for Technology Upgradation. Karnataka Council for Technological upgradation has commenced functioning from 1996. KCTU is a Joint venture of Government of India , Government of Karnataka and Industries Associations. It functions as a Nodal Agency for Technology Transfer to M.S.E.s. The Council functions under the Chairmanship of the Commissioner. Industrial Development and Director of Industries and Commerce, Government of Karnataka.

The main objectives of the KCTU are to enhance competitive status of SME's, catalyse technology upgradation through acquisition, adoption and modernization and to reduce cost of productivity, quality improvement to make the SME's products more competitive both nationally and internationally. It assist the SME's to obtain ISO 9001/14000 or any other Nationally and Internationally recognized Certification. The Council is a Nodal Agency for creating awareness and provides assistance for registration of Intellectual Property Rights, guidance in Plant Layout, diversification, modernization and expansion.

26 Programmes / activities were undertaken by KCTU during 2008-09 in association with different Associations. CLIK, FKCCI AWAKE , SJCE Step etc., In toto 1178 beneficiaries are covered under different programmes.

The important programme are:

- 1) Seminar on Embedded Technologies in association with CLIK,at Bangalore - 50 beneficiaries
- 2) Institutional Initiatives for MSME Empowerment in association with FKCCI, FIEO, Exim Bank at Hotel Capitol, Bangalore - 45 beneficiaries
- 3) Seminar on Application and Opportunities in Nano Technologies for SMEs MSME DI, Bangalore at MSME-DI hall, Bangalore.
- 4) IPR and Knowledge Network workshop at Gubbi, Tumkur in association with Channabasaveswara Institute of Technology -100 beneficiaries

- 5) Interaction meet on ISO Awareness and Technology upgradation in association with Bijapur District , SSI Association and MSME DI
- 6) Arecanut Processing, MSME, CDP in association with DIC , Shimoga – 150 beneficiaries.

During the year 2008-09, 26 Industrial units are sanctioned subsidy for acquiring ISO series certification. The Department has released an amount of Rs. 10.00 lakhs during 2008-09.

In addition to above, KCTU is nodal agency to implement two projects under MSE-CDP. They are , Common Facility Centre for Auto Cluster at Hubli and Common Facility Centre for Food Cluster, Gulbarga.

Auto Cluster Hubli –Dharwad:

The total project cost of the project is Rs.485.00 lakhs.

GOI contribution is	Rs. 339.50 lakhs 70%
GOK contribution is	Rs. 97.00 lakhs 20%
SPV contribution is	Rs.48.50 lakhs 10%

GOK has released it's entire share of Rs. 97.00 lakhs during 2008-09 and the amount is deposited in the "No Lien Account" opened at SBM, Vidhana Soudha Branch , Bangalore.

ATI Hubli Building has been handed over to SPV by Joint Director, District Industries Centre, Dharwad, as per G.O. No. CI 07 ID 07 dated: 25-02-2008.

CFC for Food Cluster at Gulbarga:

The total project cost is Rs.23.00 lakhs

The GOI contribution is	Rs.15.70 lakhs
The GOK contribution is	Rs. 5.00 lakhs
SPV contribution is	Rs. 2.30 lakhs

Government of Karnataka has sanctioned and released Rs. 5.00 lakhs, which has been deposited in a no lien account opened at SBM, Vidhana Soudha Branch, Bangalore , by KCTU. SPV has collected it's share of Rs. 2.30 lakhs and deposited in No lien Account on 19.2.2009.

ATI Building , Gulbarga has been allotted to SPV for setting up of CFC . as per G.O. dated: 17.2.2009 The DIC, Gulbarga has handed over the possession of Building to SPV.

Purchase Committee has been formed under the Chairmanship Director, DIC, Gulbarga. Purchase Committee has initiated the action for purchase of machinery by calling quotations.

9. ENTREPRENEUR DEVELOPMENT PROGRAMME INSTITUTIONS:

a) Centre for Entrepreneurship Development of Karnataka , Dharwad (CEDOK)

CEDOK was established by Government of Karnataka with an objective to contribute for the development and disbursement of Entrepreneurship by conducting various EDP's , Skill Development programmes to expand the social and economic base of entrepreneurial class.

Main functions of CEDOK :

- 1) To augment the supply of entrepreneurs through education, training and research
- 2) To Produce multiplier effect on opportunities for self-employment
- 3) To improve the managerial capabilities of small entrepreneurs
- 4) To contribute to the dispersal of entrepreneurship and thus expand the social base of the entrepreneurial class in urban/ rural areas
- 5) To be centre of learning for trainer-motivation on entrepreneurship development.
- 6) To contribute in growth of entrepreneurship cultures, spirit and entrepreneurship developing countries.

The institute has conducted the following programmes during the year 2008-09.

- 1) One day Entrepreneurship Awareness Programme
- 2) 2 days Entrepreneurship Awareness Programmes on Cluster Development
- 3) 3 days Entrepreneurship Awareness Camp (EAC) for students
- 4) 2/4 weeks skill based EDP
- 5) EDP for PMEGP beneficiaries

During the year 2008-09 , an amount of Rs. 35 lakhs has been released to CEDOK as Administrative grant.

b) Technical Consultancy Services Organisation of Karnataka (TECSOK)

The objective of TECSOK is to provide reliable consultancy services at reasonable cost to entrepreneurs who wish to set up Industries or services ventures in Karnataka. TECSOK Provides basic information on potential products , suitable location, policy and procedures of the Government and other related organizations , incentives and facilities offered by the Government to the entrepreneurs. It focuses more on promotion of entrepreneurship amongst rural entrepreneurs belong to SC/ST.

During the year 76 Project reports /appraisals /profiles have been prepared for entrepreneurs . TECSOK has also coordinated implementation of Kaigarika Vikasa scheme by conducting sectoral studies.

The following are the on going promotional schemes during 2008-09 under the budgetary support from the Department of I&C amounting to Rs. 25.00 lakhs.

1. Entrepreneur Guidance, Counseling motivation of entrepreneurs throughout the State -500 beneficiaries
2. Preparation of Project Feasibility Reports, Appraisals, Profiles and Monitoring of establishment of industrial units including handholding support- 100 reports
3. Technical Notes/ Reports, Information supply, Data support to Entrepreneurs and Govt. Departments /Organisations / other Agencies

10) Karnataka State Financial Corporation: KSFC was established to meet mainly the long term financial needs of small and medium enterprises of the State. The corporation has extended sizable assistance to infrastructure projects, mining , service sectors like transport , hospitals, hotels etc., In addition to , term lending activity , Corporation also extend financial assistance under merchant banking activities, hire purchase and corporate loans etc., During the year 2008-09 the Corporation has sanctioned financial assistance to the tune of Rs. 565.24 crores to 1420 units for diversified activities..

During the Financial year the financial assistance extended to SSI sector is Rs. 262.00 crores to 923 cases in SSI sector and Rs.31.25 crores to 10 Medium scale Industries were extended

During 2008-09 the Corporation has received Rs.309.55 from the GOK as reimbursement of simple interest waived under One Time Settlement . A sum of Rs. 2500.00 lakhs has been released to KSFC towards Equity in the Ready made Garment sector.

11. MODERNISATION OF DEPARTMENT & TRAINING OF PERSONNEL:

This scheme envisages modernization of the department through computerization and providing modern office equipments. The funds under the scheme are utilized for procurement of infrastructure to modernize Department like computers, printers, Photo copying Machine etc., required for Directorate as well as District Industries Centres. It is also proposed developed web based software for collection of data from districts. The funds are also utilized for AMC (Annual Maintenance contract) of computers and other office equipments. An amount of Rs. 16.32 lakhs has been released for the above purpose. Out of this , Rs. 8.70 lakhs has been released to 29 Districts for AMC/ Repair etc.,

This scheme envisages upgradation of skills through trainings, Seminars, study Tours etc.,Funds have been utilized for training of Officers and staff of department to upgrade the skills/ capabilities through the agencies like National Institute for Small Industries Extension Training, National Productivity Council, National Institute for Rural Development, CEDOK etc., For Study Toors, Training / Tour of Officers and preparation of District perspective Plans Rs. 52.70 lakhs has also been sanctioned during the year.

Annexure-I

LIST OF PROJECTS (SECTOR WISE) APPROVED BY SHLCC DURING THE PERIOD 2008 - 2009				
Sl. No.	Sector	No. of projects	Invest in Rs. Crores	Employment
1	Automobile	4	498.85	2267
2	BT Park	1	190	45000
3	Cement	2	2254	1100
4	Chemicals	3	673.73	700
5	Energy	4	7608.13	7579
6	Hotel	2	378	940
7	Integrated Township	1	4404.46	67790
8	Iron & Steel	7	77571.25	25898
9	IT Park	2	3695	21631
10	IT/ITES SEZ	6	3995.63	122260
11	Others	8	2391	65035
12	Petro Chemicals	1	1250	34
13	Plastic	1	129.5	50000
14	Sugar	2	226.65	608
	Total	44	105266	410842

Annexure-II

DISTIRICT WISE - SHLCC APPROVED DURING 2008-09				
	District	No.of Projects	Investment in Rs. Crores	Employment
	Bagalkot	3	20460	10875
	Bangalore Rural	6	9617.46	111279
	Bangalore Urban	11	4770.13	218460
	Belgaum	5	2358.51	1224
	Bellary	2	8738	5568
	Bijapur	1	49720	9000
	Chamarajanagar	1	99	100
	Chitradurga	1	258	270
	Dakshina Kannada	1	302	11100
	Dharwad	2	270	7200
	Gulbarga	2	1445	726
	Kolar	1	185	3625
	Koppal	1	196.25	400
	Mysore	1	137	21500
	Raichur	1	4160	6737
	Ramanagara	3	400.85	1759
	Shimoga	1	899	985
	Udupi	1	1250	34
	TOTAL	44	105266.2	410842

Annexure-III

SLSWCC - PRODUCTWISE APPROVED PROJECTS – 2008-09

Sl.No.	Products	No. of Projects	Investment (in crores)	Employment
1	Electronics / Tele. Com.	15	211.27	4361
2	Software / Hardware	9	108.52	2702
3	Engineering	51	859.21	6921
4	Automobile	22	265.47	4714
5	Floriculture / Agriculture	6	42.36	303
6	Food Processing	31	251.07	18631
7	Granite / Marble	2	7.50	141
8	Textile	12	218.83	24044
9	Plastic / Rubber	5	36.77	667
10	Drugs / Chemicals	27	426.15	5124
11	Cement	2	8.67	120
13	Distilleries / Breweries	4	79.66	285
15	Hotel / Tourism	36	1054.26	19998
19	Infrastructure	6	184.10	1389
20	Others	48	671.42	8772
21	Power Project	3	102.50	81
22	Software Tech. Park	31	653.86	37371
TOTAL		310	5181.62	135624

Annexure-IV

ABSTRACT OF SLSWCC APPROVED PROJECTS - DISTRICTWISE -
2008 - 09

Sl. No.	District	No. of projects	Investment (Rs. In Crores)	Employment (in Nos.)
1	Bagalkot	2	53.00	96
2	Bangalore Rural	33	866.48	13854
3	Bangalore Urban	48	1040.68	28107
4	Belgaum	3	90.50	11157
5	Bellary	8	241.02	1022
6	Bidar	18	79.99	851
7	Bijapur	2	53.25	144
8	Chamarajanagar	0	0	0
9	Chickmagalur	5	160.16	6931
10	Chitradurga	3	50.53	265
11	Dakshina Kannada	3	42.17	286
12	Davanagere	1	5.45	110
13	Dharwad	20	223.80	3281
14	Gadag	1	10.00	31
15	Gulbarga	7	77.67	5467
16	Hassan	15	206.46	6287
17	Haveri	1	48.00	350
18	Kodagu	1	47.81	1500
19	Kolar	4	86.89	628
20	Koppal	4	112.92	451
21	Mandya	4	152.90	7130
22	Mysore	89	888.98	38149
23	Raichur	9	49.01	340
24	Shimoga	2	10.15	105
25	Tumkur	1	26.50	350
26	Udupi	1	14.90	40
27	Uttara Kannada	0	0	0
28	Chikkaballapura	0	0	0
29	Ramanagaram	25	542.40	8691
	TOTAL	310	5181.62	135623

Annexure-V

units Registered for All District Under Part I From 01/04/2008 - 31/03/2009											
	MANUFACTURE									SERVICE	
	MICRO			SMALL			MEDIUM			MICRO	
District	INV		EMP	UNIT 1	INV1	EMP1	UNIT 2	INV2	EMP2	UNIT 3	INV3
Bagalkot	364	2252.88	3379	31	2214.75	654				53	125
Bangalore	1378	7082.19	10071	228	10701.47	4931	2	1450	80	437	1055
Bangalore Rural	99	771.15	1185	75	3805.35	2037				13	53
Belgaum	1041	3971.01	8087	49	3541.04	1144	4	2885	764	197	371
Bellary	172	1059.53	1804	55	5917.68	1607	15	10801	1141	70	225
Bidar	436	1954.69	3036							80	184
Bijapur	180	772.63	1531	19	1665.12	534				52	143
Chamarajanagar	109	465.01	1212	8	328	214				15	44
Chikkaballapura	174	1047.9	2168	61	3604	5684				18	67
Chikmagalur	300	899.5	2274	1	490	50				37	41
Chitradurga	300	1137.37	1788	5	688.65	268	7	5589	760	52	99
Dakshina Kannada	592	2524.97	5603	51	3745.76	1805				152	394
Davanagere	672	3346.96	6828	13	1133	795				43	12
Dharwad	864	3628.69	6718	66	5463.13	2206				130	536
Gadag	220	715.88	1844	1	75	580				13	8
Gulbarga	846	9484.44	7943	32	1323.2	414				44	15
Hassan	311	1441.62	2836	7	531.5	1286	1	659	100	27	48
Haveri	208	724.81	1692	16	1288.55	402				112	153
Kodagu	66	234.55	774							26	91
Kolar	266	2682.15	3151	41	2346	1527	1	550	180	17	72
Koppal	102	768.6	1064	69	3926	1082	4	3167	93	47	148
Mandya	366	2412.05	5011	63	4391.2	2034				50	173
Mysore	781	5000.25	8350	90	5603	3362	1	500	27	170	602
Raichur	209	1450.72	2458	57	6537.25	1508				40	81
Ramanagara	208	1435.25	2595	42	3085.65	3404	2	1540	330	35	128
Shimoga	589	1768.63	4223	24	1509	685	6	11509	451	32	60
Tumkur	882	5568.15	9649	175	11311	8848	2	608	267	18	45
Udupi	380	1593.47	5181	32	2411.1	1445				78	17
Uttara Kannada	453	1804.53	3698	15	769.06	393				40	75
Total	12568	67999.58	116153	1326	88405.46	48899	45	39258	4193	2098	5486

Annexure V(a)
No. of Mega and Large Industries in the State (District-wise) up to
31.3.2009

				Rs in Crores
SL NO	DISTRICT	NO. OF UNITS	INVESTMENT	EMPLOYMENT
1	Bang-Urban	375	11326.15	202248
2	Bang-Rural	74	1577.15	27941
3	Bagalkote	14	889.76	4380
4	Bidar	7	229.69	2554
5	Bellary	48	24775.78	21941
6	Belgaum	26	1932.53	17893
7	Bijapur	2	146.41	874
8	Chamarajnar	4	182.92	353
9	Chikkamangalur	2	10.71	302
10	Chitradurga	4	111.68	557
11	Chikkaballapura	2	15.47	117
12	Dakshina Kannada	17	7602.68	5083
13	Davanagere	7	294.97	1506
14	Dharwad	19	754.38	3791
15	Gadag	2	49.98	1591
16	Gulbarga	7	1683.95	4960
17	Hassan	8	589.58	4112
18	Haveri	8	369.41	3793
19	Kodagu	0	0	0
20	Kolar	5	123.83	519
21	Karwar	3	795.2	4006
22	Koppal	15	1260.88	2453
23	Mandya	9	535.22	3324
24	Mysore	56	3387.8	19758
25	Raichur	9	3110.27	6967
26	Ramanagar	14	1093.84	5646
27	Shimoga	11	848.74	6922
28	Tumkur	26	894.92	4704
29	Udupi	5	168.64	2756

	Total	779	64762.54	361051
--	-------	-----	----------	--------

Annexure VI

Districtwise IEM for the Year 2008-09 (Part-1)							Units in Numbers
Districts	MANUFACTURE			SERVICE			TOTAL
	MICRO	SMALL	MEDIUM	MICRO	SMALL	MEDIUM	
Bagalkot	364	31		53	4		452
Bangalore	1378	228	2	437	69		2114
Bangalore Rural	99	75		13	16		203
Belgaum	1041	49	4	197	9		1300
Bellary	172	55	15	70	46	4	362
Bidar	436			80			516
Bijapur	180	19		52	9		260
Chamarajanagar	109	8		15			132
Chikkaballapura	174	61		18	5		258
Chikmagalur	300	1		37			338
Chitradurga	300	5	7	52			364
Dakshina Kannada	592	51		152	16		811
Davanagere	672	13		43	1		729
Dharwad	864	66		130	6		1066
Gadag	220	1		13	2		236
Gulbarga	846	32		44	4		926
Hassan	311	7	1	27			346
Haveri	208	16		112	6		342
Kodagu	66			26	1		93
Kolar	266	41	1	17	1		326
Koppal	102	69	4	47	12		234

Mandya	366	63		50	7		486
Mysore	781	90	1	170	35		1077
Raichur	209	57		40			306
Ramanagara	208	42	2	35	2		289
Shimoga	589	24	6	32	3		654
Tumkur	882	175	2	18			1077
Udupi	380	32		78	1		491
Uttara Kannada	453	15		40	5		513
Total	12568	1326	45	2098	260	4	16301

Annexure-VII

Abstract of Formal Approval SEZ Projects Sanctioned during 2008-09

SI No	Name & Address of the Applicant Unit	Location of the SEZ	SECTOR	Inv. (Rs. in crores)	Area in Hectares	Employment
2008-09						
1	M/s. Gokuldas Images Infrastructure Private Limited , No.7 & 12, Industrial Suburb, 2nd Stage, Yeshwanthapura, Bangalore-22.	Hire Amanikere, Devanahalli Taluk	IT / ITES	1040	10.36	10000

2	M/s. Bangalore International Airport Limited, No.18, Gayathri Lake front, Outer Ring Road, Hebbal, Bangalore-24.	International Airport premises, Devanahalli taluk	Airport based SEZ	3384.7	112.96	95970
3	M/s. Hera Realcon Private Limited, Patel Estate Road, Jogeshwari West, Mumbai-400102	Tirupalya, Anekal Taluk	IT / ITES	431	10.45	13000
4	M/s. Milestone Buildcon Private Limited, Bikaner Signature Towers, 5th floor, 18/1, Richmond Road, Bangalore -25.	Chokkanahalli, Yelahanka , Bangalore.	IT/ITES	710	10.00	20000
5	M/s. Concord India Private Limited, 1st floor, Embassy Point, 150, Infantry Road, Bangalore-01.	Kadugodi Indl.Area, Bangalore.	IT/ITES	2037.8	23.47	54400
6	M/s. Hebe Infracon Private Limited, Patel Estate Road, Jogeshwari West, Mumbai-400102	Tirupalya, Anekal Taluk	IT/ITES	428	10.27	12500
7	M/s. Opto Infrastructure Limited, S-4, Gem Plaza, Infantry Road, Bangalore-01.	KIADB Indl.Area, Hassan.	Electronic Hardware & IT/ITES	686	100.00	7400
8	M/s. Renaissance Design Build Private Limited No.50, 17th Cross, 8th Main, Malleswaram, Bangalore-55.	Koorgally Industrial Area, Mysore	IT/ITES	197.3	10.00	11000

9	M/s. Nitesh Estates Private Limited, 7th floor, Nitesh Time Square, No.8, M G Road, Bangalore-01.	EPIP Indl. Area, Ganjimutt, Mangalore.	IT/ITES	433.77	10.00	21000
		Total		9348.5	297.51	245270

Annexure-VIII

Subsidy of Rs.100.00 crores released details - District-wise Statement.

G.O No.CI/41/SSI/2008 dated.3.04.2008,

As on: 31.3..2009

Sl No	Name of the District	Total amount released.	
		No. of units	Amounts (in Rupees)
1	Bangalore (Urban)	313	141550200
2	Bangalore(Rural)	448	142526501
3	Bagalakote	88	18043760
4	Belagaum	275	42665817
5	Bellary	127	17798425
6	Bidar	168	15485082
7	Bijapura	97	13448470
8	Chamarajanagar	55	6774712
9	Chikkaballapura	210	28229400

10	Chikkamagalore	100	10245317
11	Chitradurga	128	19127419
12	Dakshina Kannada	155	23458888
13	Dharawada	178	27948590
14	Dhavanagere	61	6416442
15	Gadag	55	7344156
16	Gulbarga	244	30293933
17	Haveri	57	5397055
18	Hassan	108	13852000
19	Kodagu	12	1758525
20	Kolar	633	171677450
21	Koppal	67	10651000
22	Mysore	212	44422668
23	Mandya	122	13034991
24	Raichur	33	9234580
25	Ramanagara	203	40154872
26	Shimoga	137	11044000
27	Tumkur	329	59784355
28	Udupi	214	26986690
29	Uttara Kannada	374	40552065
	TOTAL	5203	99,99,07,363=00

Annexure-IX

EXPORT PERFORMANCE OF KARNATAKA STATE										
					(Value Rs.in Crores)					2008-2009
Sl.no	Commodity	2001-02	2002-2003	2003-2004	2004-2005	2005-2006	2006-2007	2007-08	(Apr - Dec)	
1	Electronics & Computer Software*	11533.06	15899.77	20522.28	31488.73	42180.81	56478.16	79517.50	32739.41	
2	Readymade Garments*	2820.00	4000.00	4038.00	4500.00	4980.00	6773.00	4125.00	3918.75	
3	Petroleum & Petroleum products	NA	1915.00	4472.15	6186.00	11912.00	11602.25	11232.00	10605.15	
4	Engineering	1048.07	1650.11	1899.49	3021.35	3052.00	5461.00	8301.00	3996.44	
5	Iron Ore and Minerals (incl granites)	691.56	1524.10	2093.43	4480.00	5920.10	8791.32	10197.00	4001.12	
6	Silk Products	672.24	746.09	967.99	898.80	1050.68	1273.94	912.12	678.15	
7	Coffee Products	881.42	730.65	757.57	705.65	1103.94	1476.65	1307.60	1176.18	
8	Basic Chemicals, Pharamaceuticals and Cosmetics	320.24	413.33	649.22	746.03	1018.63	1839.05	2069.76	1841.30	
9	Agriculture and Processed Food Products	349.51	366.99	361.25	362.41	384.11	398.36	415.51	444.16	
10	Gem and Jewellery	281.05	295.85	2631.00	4644.00	5725.00	7799.11	9749.00	6133.26	
11	Cashew and Cashew Kernals	163.54	279.83	265.72	518.35	521.81	552.78	527.05	435.70	
12	Handicrafts	48.59	260.58	324.28	330.15	360.01	389.01	428.36	288.36	
13	Leather Products	237.64	221.58	276.51	186.75	214.59	218.05	201.28	156.37	
14	Chemicals and Allied Products	201.22	215.36	338.62	705.52	732.00	745.12	399.28	241.00	
15	Marine Products	85.76	96.91	81.58	91.65	98.22	136.13	153.46	196.29	
16	Plastic Goods	83.07	96.84	749.07	2779.1	1850.70	552.15	215.25	193.68	
17	Spices	69.12	91.65	99.58	109.54	169.98	219.72	245.15	262.91	
18	Wool & Woollen Products	44.46	76.80	89.25	109.40	124.86	140.03	147.59	86.75	
19	Miscellaneous and Others	615.03	1016.55	1053.25	775.13	880.16	2529.76	2559.52	1508.36	
	Total	20145.58	29897.99	41670.24	62638.56	82279.60	107375.59	132703.43	68903.34	
	Country's Exports	245517.97	299290	349581.9	430888.00	546466.00	709641.87	817872.00		
	State's Share in Country's Exports	8.21%	9.99%	11.92%	14.54%	15.06%	15.13%	16.23%		

